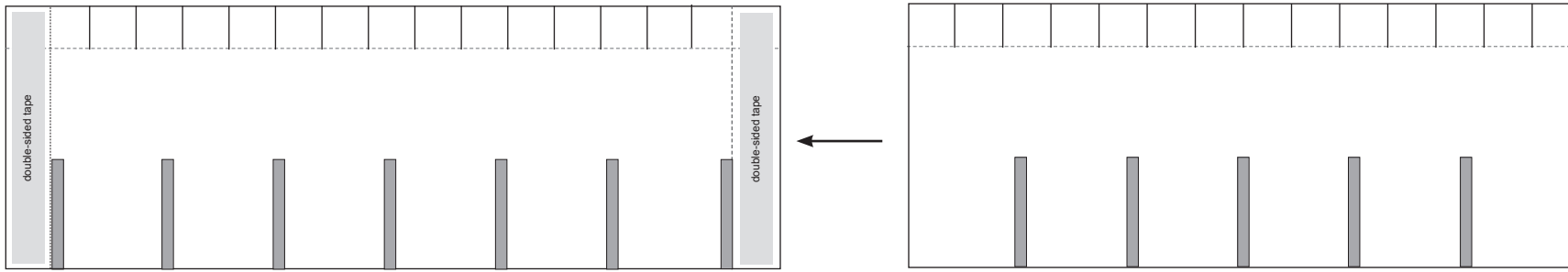
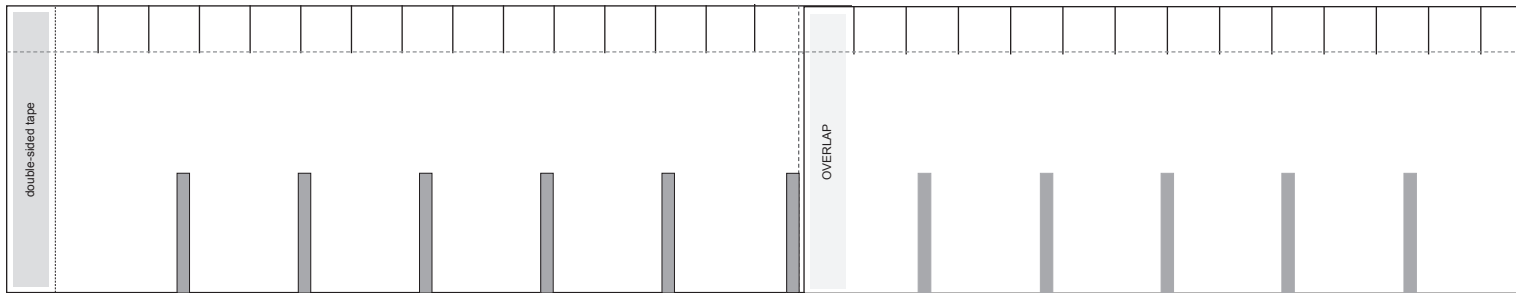


**A ZOETROPE CYLINDER - INSTRUCTIONS**

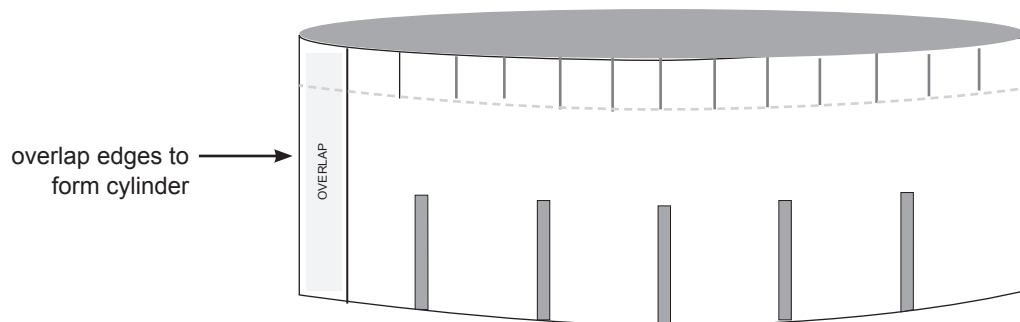


TO ASSEMBLE:

- ① CUT AROUND OUTSIDE EDGES OF BOTH RECTANGLES ALONG THE SOLID LINES
- ② CUT OUT TALL GREY SLITS
- ③ CUT SHORT SLITS ON TOP EDGES OF BOTH RECTANGLES ENDING AT DOTTED LINE.
- ④ ATTACH 2 STRIPS OF DOUBLE-SIDED TAPE WHERE INDICATED IN SHADED AREAS OF LARGER RECTANGLE



- ⑤ ATTACH SMALLER RECTANGLE TO LARGE ONE, OVERLAPPING EDGES AS SHOWN TO FORM ONE LONG STRIP



- ⑥ GENTLY LOOP STRIP AROUND TO FORM A CYLINDER. ATTACH LOOSE EDGE OF SMALLER RECTANGLE TO LARGER RECTANGLE, OVERLAPPING AT TAPE.